

FINISH GUIDE

robertson[®]
BATHWARE
— SINCE 1987 —

ROBERTSON.CO.NZ

ELEMENTi®

UNO / UNO ETCH / PETTINE / TELAIO / SAVON / CURA TAPWARE



CHROME

Chrome Plate:

A base of copper is first applied followed by a layer of nickel and then finally a hard gloss coating of chromium to achieve a shiny hard wearing finish.



BLACK GUN METAL

Electroplated:

Electrical current is used to dissolve components into Lacquer that then adhere to the surface.



BRUSHED NICKEL BRUSHED BRASS

Electroplated with Physical Vapor Deposition (PVD):

Electrical current is used to dissolve components then adhere to the surface. A thin metal-spray coating is applied using PVD process.

ORZA / ION / NEO / ROBE / FUSE TAPWARE & MAGRA ACCESSORIES



CHROME

Chrome Plate:

A base of copper is first applied followed by a layer of nickel and then finally a hard gloss coating of chromium to achieve a shiny hard wearing finish.



BLACK BRUSHED NICKEL (ION ONLY) GUN METAL

Electroplated:

Electrical current is used to dissolve components into Lacquer that then adhere to the surface.



BRUSHED BRASS

Electroplated with Physical Vapor Deposition (PVD):

Electrical current is used to dissolve components then adhere to the surface. A thin metal-spray coating is applied using PVD process.

NOX ACCESSORIES



POLISHED STAINLESS STEEL

Polished to achieve a high shine finish.



SATIN STAINLESS STEEL

Brushed to achieve a satin finish.



BLACK

Painted finish.

Black and White Paint Finishes:

Epoxy powder paint is applied with electrically charged powder particles which is then passed through a continuous oven allowing the powder to melt, level and polymerize. This process has been verified in corrosion and adhesion tests.

QUICK / FLAMA ACCESSORIES



BLACK

Painted finish.



WHITE

Painted finish.

ELETECH / PROJECT / S5 ACCESSORIES



CHROME

Galvanic Plating:

Galvanic plating process. Covering with 0,3 – 0,4 microns chrome average. 240 Hours salt spray tested (equivalent to 6 years corrosion resistance).



BLACK

Powder Coated:

Epoxy powder coating. Cured at 200°. Coating thickness 50- 60 microns. 240 Hours salt spray tested (equivalent to 6 years corrosion resistance).



BRUSHED NICKEL

Galvanic Plating:

Galvanic plating process protected with transparent lacquer coating (thickness 40-50 microns). 120 Hours salt spray tested (equivalent to 2 years resistance).



GUN METAL BRUSHED BRASS

Electroplated with Physical Vapor Deposition (PVD):

Electrical current is used to dissolve components into Lacquer that then adhere to the surface. A thin metal-spray coating in the form of very thin layers is finally applied using PVD process.

ONE TOUCH / SHOWER PROGRAMME



CHROME

Chrome Plate:

On Brass / SUS products:
Columns, Slide Showers
Average 5 Microns Nickel
Average 1.5 Microns Chromium
On ABS:
Showers and Overheads
Average 10 microns Copper
Average 5 Microns Nickel
Average 1.5 Microns Chromium



BLACK BRUSHED NICKEL

Sprayed on Acrylic Coating:

Oven dried to produce hardened durability for the finished product.



GUN METAL BRUSHED BRASS

Physical Vapor Deposition (PVD):

A thin metal-spray coating in the form of very thin layers is applied using PVD process with additional spray finish to achieve a dark color tone for Gun Metal finish.

SHOWER HOSES



CHROME / BLACK / BRUSHED NICKEL *Neoprene*



GUN METAL / BRUSHED BRASS *Steel*

MANIA/POP TAPWARE



CHROME

Chrome Plate:

Achieved by applying a base of copper followed by a layer of nickel and then finally a hard gloss coating of chromium to achieve a lustrous hard-wearing finish.



BRUSHED NICKEL / WARM HONEY / CHOCOLATE RED MOON DROP / BLACK

Physical Vapour Deposition (PVD):

A very thin metal-spray film coating using various substrates depending on finish including zirconium (Zr), titanium (Ti), chromium (Cr), titanium-aluminium (TiAl), aluminium-titanium (High) and aluminium-chromium (AlCr). PVD offers very high surface hardness (HV >1800) and is resistant to salt spray, corrosion, industrial and domestic cleaning agents and UV rays. The production cycle also has a very low environmental impact.

HERON TAPWARE



BLACK

Epoxy Powder Coating:

Components are carefully prepared and then cured in an oven at 200°C inducing polymerization and creating an elegant adherent layer.



BRUSHED NICKEL

Galvanic Plating:

Obtained by brushing the nickel layer for perfect stainless steel optical looks.

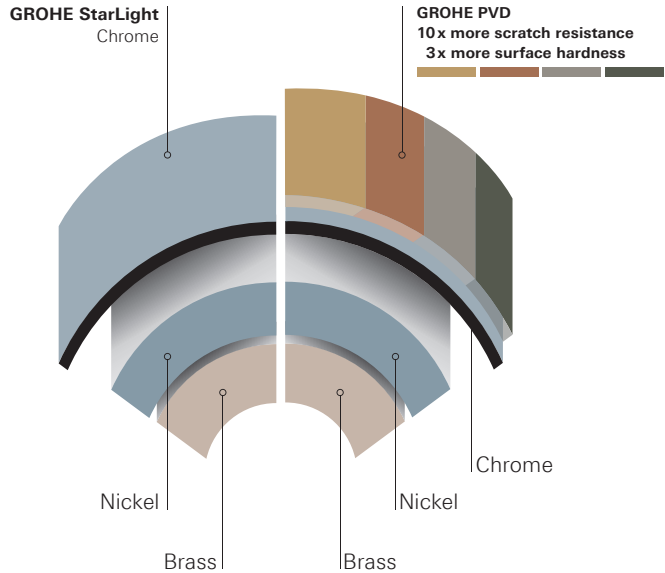
FLAG TAPWARE



316 STAINLESS STEEL

Resistant to pitting and corrosion, as well as improves resistance when exposed to elevated temperatures. The “brushed” aesthetic finish is obtained by abrasion of the surface by means of rotating brushes which give the striped effect.





GROHE PVD: UNRIVALLED HARDNESS AND SCRATCH RESISTANCE

GROHE taps are made to look as beautiful decades as on they did the day first you fell in love with them. The special recipe to success lies in our long-lasting surface quality. GROHE uses state-of-the-art technology to deliver exceptional quality finishes. The physical vapour deposition (PVD) process ensures that the surface composition is three-times harder, delivering glistening gold or sophisticated stainless-steel finishes. As well as being harder, the surface is also ten times more scratch resistant, so it can be cherished for a lifetime.



AL
Brushed Hard Graphite



DL
Brushed Warm Sunset



GN
Brushed Cool Sunrise



EN
Brushed Nickel



GROHE STARLIGHT® SURFACE COMPOSITION

Made-to-last surfaces ranging from precious matt to shiny like a diamond.

SURFACE HARDNESS AND SCRATCH RESISTANCE

3x more surface hardness and 10x more scratch resistance.

SAMUEL HEATH

since 1820


SAMUEL HEATH PRIDES ITSELF ON OFFERING A WIDE RANGE OF LUSTROUS FINISHES ON ALL ITS PRODUCTS

Using the finest European brass, a perfectly smooth and flawless surface is created so that once electroplated, the finish bares the distinguishing features of depth, lustre and durability that Samuel Heath products are renowned for. An initial coating of copper is not always necessary when plating pure brass but this is done to ensure longevity. Each stage of the process is controlled by skilled technicians to ensure that the optimum depth of metal is applied for a lustrous and lasting finish.



CHROME PLATE (CP)

Chrome plate is achieved by first applying a base of copper followed by a layer of nickel and then finally a hard gloss coating of chromium is applied to achieve a lustrous hard wearing finish. Samuel Heath offer a 10 year finish guarantee on all chrome plated products.



COUNTRY BRONZE (CNB)

Country bronze is made to order across the Style Moderne and Fairfield collections for metal lever and cross top options. A soft rustic colour, our applied process is not a living finish, so provides a constant colour without wearing. Due to the reaction of the bronze solution with the base metal, there will always be a degree of natural variation in the shade between different components.

STAINLESS STEEL (SSF)

Stainless steel is a brushed satin nickel plated finish for a contemporary look.



POLISHED NICKEL (PN)

Polished nickel is a warm finish which is left un-lacquered to develop its own natural patina over time which is part of its charm.



ANTIQUE GOLD (AG)

Antique gold finish has base layers of copper and nickel with a final layer of real gold resulting in a subtle light gold colour. Samuel Heath offer a 2 year guarantee from the date of purchase on their Antique Gold plated finish.

Other Finishes: Polished brass (lacquered or unlacquered), polished nickel, satin nickel, satin chrome, stainless steel finish, stainless steel finish with matt black chrome, urban brass, bronze finish, antique brass finish, BB and SD develop their own patina over time which is part of their charm therefore we do not offer a guarantee for these finishes. Note also that their use in marine or coastal environments can damage the finish due to salt in the air. PVD is a highly resistant finish which is guaranteed for 25 years. City bronze and Country bronze are guaranteed for 5 years.



URBAN BRASS (URB)

Urban brass is exclusive to Landmark. Urban brass is left un-lacquered so that it can develop its own natural patina over time which is part of its charm, therefore we do not offer a guarantee for this finish. Some components such as shower heads, hoses etc do not go through the barrelling process.



STAINLESS STEEL WITH MATT BLACK CHROME (SSB)

Stainless steel with matt black chrome has been developed especially for the Landmark collection. This option combines two of our most contemporary finishes, satin nickel with just an accent of matt black chrome to finish it off. This finish will age over time.



NON LACQUERED BRASS (NL)

Non lacquered brass is hand polished and if cleaned regularly will maintain a pure brass finish. Alternatively it can be left to develop its own natural patina with its own individual character. Due to the variations in raw material composition, there will always be a degree of natural variation in the shade between different components.



CITY BRONZE (CTB)

City bronze is made to order across the Style Moderne and Fairfield collections for metal lever and cross top options. A deep metallic colour, our applied process is not a living finish, so provides a constant colour without wearing. Due to the reaction of the bronze solution with the base metal, there will always be a degree of natural variation in the shade between different components.



POLISHED BRASS (PB)

Polished brass has a electrophoretic ultra lacquer which provides a highly durable finish.



MATT BLACK (MBC)

Matt black chrome finish is a coloured chrome plated finish which offers a smooth durable result. Base layers of copper and satin nickel give it a highly contemporary matt look which is guaranteed for 10 years.

Samuel Heath Product Care

To help maintain the high quality finish, please clean with a soft damp cloth. Do not use abrasive polish or cleaners. Stains may be removed using undiluted washing up liquid. Nickel finishes (PN, SSF, SN) will provide a wonderfully rich lustre and over time develop an individual patina of their own, that is often referred to as a 'living finish'. However all finishes do require regular care. It is important to clean finishes after use to prevent tarnishing. Water should be dried off and prevented from building up and forming hard water spots (which if left are difficult to remove). Such care and attention will also help prevent lime scale build-up. Soap and water is all that is needed to clean our products - the secret is to clean your brassware regularly. Please note that any finish other than chrome plate will be affected in marine or coastal environments. Non lacquered brass (NL) is hand polished and if cleaned regularly with a brass cleaner will maintain a pure brass finish.

ZUCCHETTI.



CHROME
Chrome Plate



MATT BLACK (N1)
Powder Coated



BLACK (N6)
Powder Coated



BRUSHED METAL BLACK (C51)
Electroplated



BRUSHED TOTAL BLACK (XP81)
PVD on Stainless Steel



MATT WHITE (W1)
Powder Coated



BRUSHED NICKEL (C3)
Electroplated



BRUSHED GOLD (C41)
Electroplated



BRUSHED GOLD (XP41)
PVD on Stainless Steel



BRUSHED BRITISH GOLD (P31)
PVD



BRUSHED BRITISH GOLD (XP31)
PVD on Stainless Steel



BRUSHED COPPER (P91)
PVD



BRUSHED COPPER (XP91)
PVD on Stainless Steel



BRUSHED CHOCOLATE (P21)
PVD



BRUSHED STAINLESS STEEL (X)
AISI 316L Stainless Steel

Chrome Plate:

Chrome plate is achieved by first applying a base of copper followed by a layer of nickel and then finally a hard gloss coating of chromium is applied to achieve a lustrous hard wearing finish.

Powder Coated:

Epoxy powder coating. Cured at 200°. Coating thickness 50- 60 microns. 240 hours salt spray tested (equivalent to 6 years corrosion resistance).

Electroplated:

Electrical current is used to dissolve components into Lacquer that then adhere to the surface.

Physical vapour deposition (PVD):

A very thin metal-spray film coating using various substrates depending on finish including zirconium (Zr), titanium (Ti), chromium (Cr), titanium-aluminium (TiAl), aluminium-titanium (High) and aluminium-chromium (AlCr).

PVD offers very high surface hardness (HV >1800) and is resistant to salt spray, corrosion, industrial and domestic cleaning agents and UV rays. The production cycle also has a very low environmental impact.

LIVING FINISH

C3, C8, C40, C41, C50, C51 are uncoated 'Living Finishes'. We intend for them to age and change over time. They will take on a patina or oxidation effect (or both) and will change in different ways within different environments, even in the same house or building. It depends on where you live, how they are used and the mineral properties of your water. This means each piece matures into its own unique and organic look, adding to the natural beauty of your Living Finish product.

PLATING PERFECTION


Vado carefully control the nickel and chrome plating to ensure a very high standard that is backed by a 12 year guarantee. The nickel gives the 'chrome finish' as the silver colour in chrome is actually transparent. The tapware is set on negatively-charged metal jigs which attract the ions in the plating solutions to allow the finish to be attracted to the surface area of the product. The tapware travel through a series of plating baths to obtain the desired quality.



CHROME



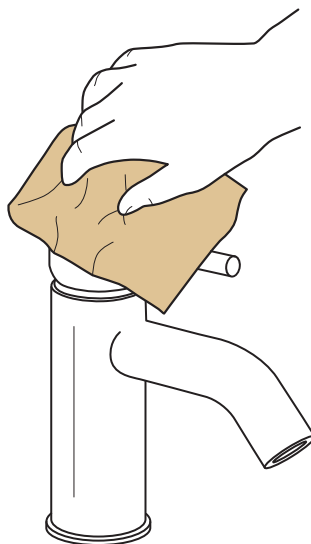
BRUSHED
NICKEL (BRN)



BRUSHED BRASS
(BRG)

MAINTENANCE GUIDE FOR COLOURED TAPWARE, SHOWERS AND ACCESSORIES

All coloured tapware, showers and accessories should be cleaned only with soapy water and dried with a soft cloth. Do not use abrasive cleaners or chemicals as this would damage the surface of the finish and therefore cancel any warranty on the product.



robertson®

BATHWARE

— SINCE 1987 —

25 Vestey Drive
Mt Wellington, Auckland 1060

PO Box 14695, Panmure
Auckland 1741, New Zealand

Ph: +64 9 573 0490
Fax: +64 9 573 0495
Email: sales@robertson.co.nz

You can view and purchase our products nationwide from our supporting bathroom suppliers. To find your nearest location visit **robertson.co.nz** and click on the 'where to buy' link at the top of the page. Alternatively you can view products at our Robertson Bathware Showrooms or Home Ideas Centre at the locations below.

ROBERTSON.CO.NZ

SHOWROOMS

A

AUCKLAND

ROBERTSON

25 Vestey Drive
Mt Wellington
Ph: (09) 573 0490

Open Monday to Friday
8am - 4.30pm
Saturday 9am - 1pm
Closed Sunday

ROBERTSON TRADE CENTRE

42 Vestey Drive
Mt Wellington
Ph: (09) 573 0490

Open Monday to Friday
8.30am - 5pm

W

WELLINGTON

ROBERTSON

23 Marion St, Te Aro
Ph: (04) 595 1165

Open Monday to Friday
8.30am - 5pm
Closed Saturday and Sunday

For a bathware
consultation please
make an appointment
by emailing
sales@robertson.co.nz

C

CHRISTCHURCH

HOME IDEAS

37 Mandeville Street
Riccarton
Ph: (03) 348 2863

Open Monday to Friday
9am - 4pm
Saturday 10am - 2pm
Sunday 10am - 2pm